


Trend-setters

ABOVE Go big and bold with the trend-setting wallpaper from Dutch master Marcel Wanders.

The annual 100% Design, the UK's leading contemporary interiors event, showcases the works of designers from across the globe, presenting stylish inventions, innovative ideas and the latest décor trends

WORDS CHRISTELLE BOTHA PHOTOGRAPHS SUPPLIED

DESIGN




Highlighted with big bold letters in every star designer's diary is the well-known contemporary interiors event, 100% Design.

This inspiring occasion takes place annually at the Earls Court Exhibition Centre in London, the design capital of the world. This is the only event that connects architects and designers from all over the globe. Creatives fly in from abroad to feature their new products and up-and-coming designers are scavenging for the chance to get a foot in the door, while the major players in the manufacturing industry are there to scoop up the talent. 100% Design is, in a sense, the forecaster of trends across the furniture, textiles and lighting industries, as well as anything 'interior' you can think of. *Top Billing* took in the sights and sounds of this year's event to bring you the most fashionable, stylish and hippest trends that others will only be showing you tomorrow (or the day after!).

THIS PAGE Stands and products featured at 100% Design.

BELOW Tom Dixon, the creative director of 100% Design.





Giant Anglepoise light from Anglepoise Limited (www.anglepoise.co.uk)

Brighten your home with inspirational lighting fixtures

When planning new home renovations, we still tend to neglect our lighting which is, in fact, the most important feature of all. With all the glamorous and fascinating fixtures now available, buying lighting can be like purchasing a piece of art. You will find lighting that will suit your desired style; modern, contemporary, vintage as well as the extraordinary. The trendy designs can be your inspiration for a room, a feature in itself or even contribute to making a huge difference to the tone and appearance of your space. The general trends are towards using energy-efficient lighting, larger lighting fixtures for spacious rooms and multiple lights for accenting a specific section of a room to create mood, warmth and a relaxed environment.


Top tip *Pendant lighting fixtures are commonly used over kitchen tables, islands and counter tops. When hanging your light, the general recommended distance between your table surface and the pendant is 75cm.*



Top info *Designer and artist Alex Randall uses reclaimed objects from second-hand shops and antique fairs to create astonishing lighting with a vintage twist.*

Lighting inspiration

- 1 Tassel light from Rothschild & Bickers (www.rothschildbickers.com)
- 2 Neon green pendant from Design by Us (www.design-by-us.com)
- 3 Tie light from Innermost (www.innermost.co.uk)
- 4 Vintage phone light from Jericho Hands (www.jerichohands.com)
- 5 Mirror balls on stand from Tom Dixon (www.tomdixon.net)
- 6 Bender floor décor lamp by Morten Kildahl from 100% Norway
- 7 Blow lights from Tom Dixon (www.tomdixon.net)





Motley drum tables from
Channels design
(www.channelsdesign.com)

Versatile side tables for every room in your home

Side tables are the most hard-working pieces of furniture you can buy – whether they are used as a footrest, pulled closer to work and write on, or as a phone or beverage stand. When you are exploring the vast amount of side tables on the market, it is important to know how you will put your new purchase to work. The table must blend in effectively with the rest of your room, keeping the furniture style consistent. If you are using the side table as a beverage stand, make sure the surface is durable and easy to clean when it comes to those terrible coffee stains, glass markings and spills. Or, simply keep a few coasters handy.

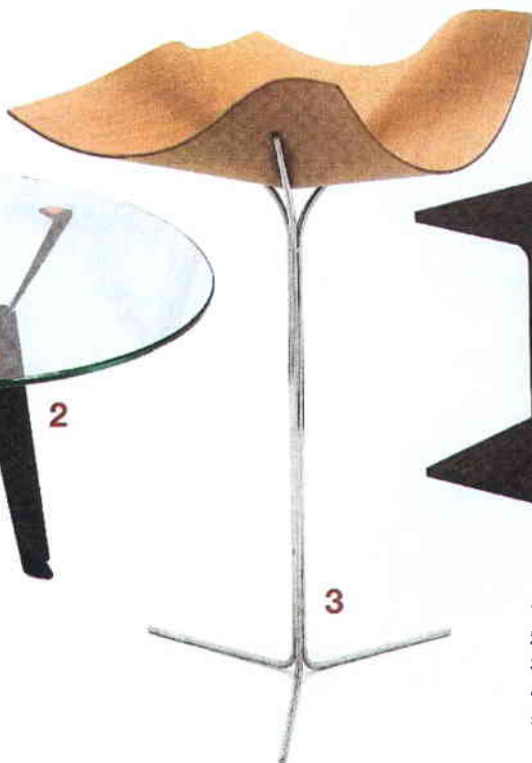
Top tip *If you have a problem with storage, why not invest in a side table with a drawer or hidden storage compartment. By doing so, you will be able to pack those magazines and books away quickly when you're not using them or when visitors arrive.*



1



2



3



4



5

Table Inspiration

- 1 Fracture table from Matthew Hilton (www.matthewhilton.com)
- 2 Origami table from Innermost (www.innermost.co.uk)
- 3 Flywood table from Korea Design (www.kidp.or.kr)
- 4 I Beam side table or stool from Matthew Hilton (www.matthewhilton.com)
- 5 Cocoon side table from Design by Us (www.design-by-us.com)

Adding a touch of wallpaper to a room creates instant chic style

Wallpaper is back and here to stay for quite some time with scores of dramatic and beautiful contemporary designs. Large floral prints are very popular, brightening dull rooms to create a joyful living space. Before you even consider your wallpaper design, it is important to choose your feature wall, preferably one with no windows. When you have established your wall, choose a wallpaper design that matches furniture you won't replace. To pull the whole scheme together, match scatter cushions and curtains with material similar to the wallpaper and paint the rest of your walls with a colour in the same tone.

Top tip *If you are keen to try install wallpaper yourself, it is best to attempt this with inexpensive vinyl-coated papers. They don't rip or tear easily, are easy to clean and also stretch – making it easier to align patterns.*

Wallpaper inspiration


- 1 Vases wallpaper border from Deborah Bowness (www.deborahbowness.com)
- 2 Alphabet wallpaper by Tracy Kendall (www.tracykendall.com)
- 3 White room text wallpaper by Tracy Kendall (www.tracykendall.com)
- 4 Suzanne-White/Black by Marcel Wanders wallpaper from Graham & Brown (www.grahambrown.com)
- 5 Bamboo cork wall covering from Sam Pickard (www.sampickard.co.uk)
- 6 Treeflower wallpaper from Sam Pickard (www.sampickard.co.uk)



▲ **Top fact** *This exciting wallpaper border from Deborah Bowness is hand painted.*



3



6

◀ **Top fact** *The unique bamboo cork wall covering, designed by Sam Pickard, is made from cork with laser-etched bamboo graphics.*



5

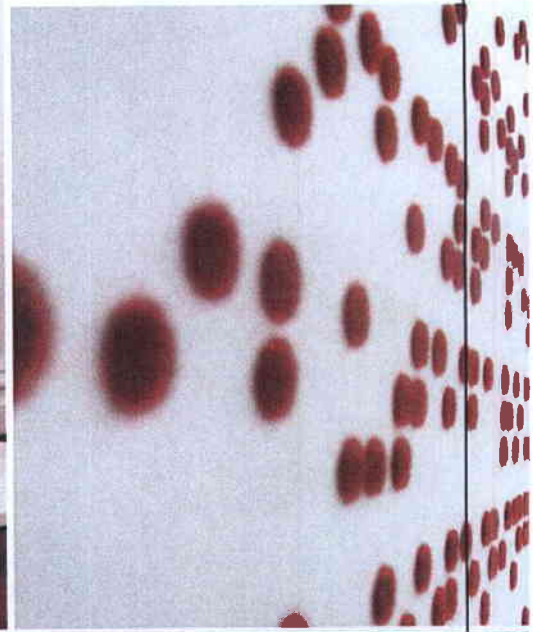
“ I'd always found wallpaper patterns to be too flourishing. I wanted patterns that were beautiful in their own random simplicity.”

– Ilias Fotopoulos



LEFT Ilias in front of his wallpaper titled 'Growing / Falling'. This wallpaper is highly versatile as the graphics can be flipped around to appear to either rise from the floor or to hang from the ceiling.


BELOW Listen and record, look closer to wallpaper that actually tells a story in Braille.



Intriguing simplicity with a unique edge that needs to be experienced with all the senses

The highly successful Australian wallpaper and textile designer, Ilias Fotopoulos, is living proof that it is never too late to change your career path and follow your dreams. As a young boy Ilias was inspired by the striking garments created with much attention to detail and perfection, hand-sewn by his dressmaker mother. 'Family and culture ties were strong and with this came obligation,' he explains his decision to first study law for five years before finally pursuing his infatuation with fashion and textile by enrolling at the University of Technology in Sydney in his mid-30s. 'I soon realised that I could not find the fabrics I saw in my imagination. My interest in textiles quickly lead to experiments, applying lacquers, heat and acids in uncontrolled ways.' He constantly

seeks to develop new and exciting techniques through a process of trial and error in order to create completely new textures that are unique and fresh. 'I'm about possibility, not probability,' he told *Vogue Living*. Through his creative trailblazing he released one of his most spectacular and intriguing wallpaper and textile collections, 'Listen and Record'. This was created through experimenting with etching techniques, boiling, heat pressure and stripping on a variety of textiles, from hemp and linen to paper and silk. The end result? Braille patterns which, in fact, relate the short stories written by his Japanese pal, Juro Osawa. It is now finally possible for the blind to experience and appreciate the true beauty of wall art.



Investigating different ways to make urban living flexible...

Stephanie Forsythe and Todd MacAllen from Molo Designs are both innovative architects who developed a product range called Soft – stretchable honeycomb structures with high strength and flexibility. 'I realised that, across many different countries, people have a similar condition of having a small amount of space to work with in their apartment and they're trying to figure out how to be flexible about it,' says Stephanie. The Soft product range is made from lightweight material such as paper and non-woven textiles, with concertina-like expanding and contracting abilities, making it easy to pack away and reuse.





LEFT Architects Stephanie and Todd.

BOTTOM Softseating are fans that open into stools, benches and loungers, with magnetic sides connecting each section together. They can be used for seating or as low tables. When stretched, the softwall can reach a size of up to 5m – when compressed, it squashes down to less than 5cm.

BELOW These irresistible urchin softlights are also from the Soft range.

The Soft range is available from Molo (www.molodesign.com)

PHOTOGRAPH MARTIN TESSER



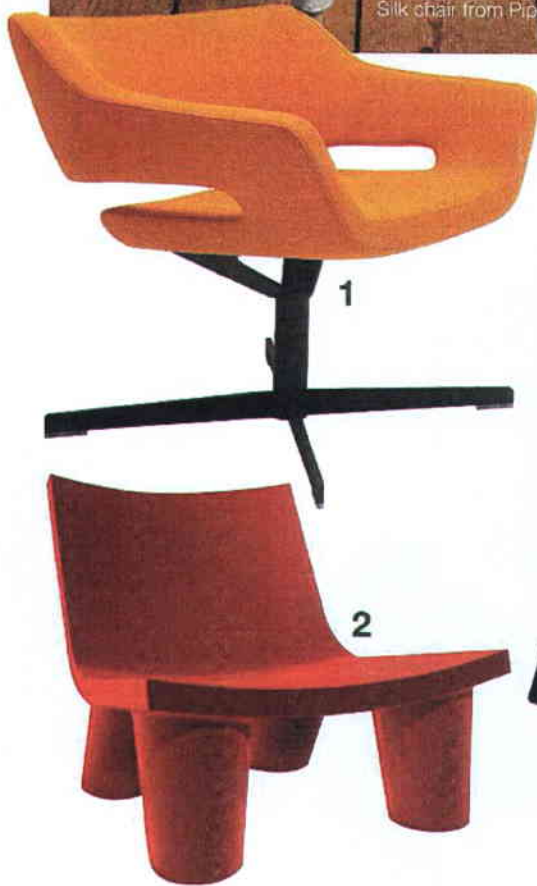
With luxurious seating, anyone can sit like a king or a queen



Silk chair from Pippa Caley (www.pippacaley.com)

Chairs are available in much brighter and colourful variations. Introduce this colourful trend to a neutral scheme by adding a bright and colourful sofa or chair to your space. Make sure it blends in with your existing room style and colour scheme. Before you buy a new and expensive chair, do a little comfort testing. Go ahead and sit on it and examine how you feel. Is it comfortable? Does it lend enough support to your back and would you be able to sit comfortably in it for hours? Something else to consider are the frames and the fabric. Hardwood frames are a much more durable option, while the fabric needs to be less likely to show wear over time. Choose something like leather, or go for a washable option.

Top tip *When buying a new sofa or chair, there are three vital factors to research and consider: the fabric type, frame and fillings. If you gather enough information, you will be able to select tough and hardy products that still look good.*



▲ **Top info** *Pippa Caley restores old furniture with her uniquely hand-dyed fabrics and embroidered detail.*



◀ **Top info** *The HÅG Sideways chair keeps people connected with its 180-degree seat and armrest.*

Seating Inspiration


- 1 Armchairs from Hitch Mylius (www.hitchmylius.co.uk)
- 2 Low Lita seat from Slide (www.slidedesign.it)
- 3 Slab chair from Tom Dixon (www.tomdixon.net)
- 4 Palette Dressing Table Stool by Alex Hellum from 100% Norway (www.norway.org.uk/100percent/08)
- 5 Tapas chair from Matthew Hilton (www.matthewhilton.com)
- 6 HÅG Sideways office chair from 100% Norway (www.norway.org.uk/100percent/08)



Spice up your floors with colourful, patterned carpets and rugs

Neutral carpets and rugs are still a popular and safe option. However, there is a clear and daring new trend towards bolder and brighter carpets that make huge colour statements. Another tendency is large, eclectic and floral patterns, which are perfect for breaking up great expanses of floor space, thus pulling a room together. When you consider bright carpets, it is vital for the rest of the room to be less overpowering. Use neutrals throughout the space and only use a few accents such as scatter cushions and lamp shades that will complement your carpet's colour. Another trendy option is textured carpets or rugs; they are perfect for large rooms, creating a sense of warmth and cosiness.

Top fact *Knots Rugs is the first company to be given an exclusive licence to produce a range of carpets from the legendary wallpaper designer, Florence Broadhurst. Florence started her wallpaper business at the late age of 60, creating over-sized geometric and nature-inspired patterns that are uniquely produced in a variety of bright colours. Her designs are loved by many and are still used in high-end fashion pieces and home ware. She was tragically murdered in 1977 in her studio in Sydney and her death still remains an unsolved mystery.*



Carpet and rug inspiration


- 1 Floral carpets by Florence Broadhurst from Knots Rugs (www.knotsrugs.co.uk)
- 2 Elemento Hammada carpet set from Vorwerk (www.vorwerk-carpet.com)
- 3 Elemento Sahara carpet set from Vorwerk (www.vorwerk-carpet.com)

▲ **Top fact** *The Elemento carpet range by Vorwerk is handmade, using thick threads of pure New Zealand virgin wool (wool spun for the first time) felted with great care and effort.*

DESIGN



▲ **Top fact** *The LOMME bed is not just an ordinary bed; it is a combination of an art piece and an item of furniture that combines functionality and design. The latest technology is used to enhance the relaxation experience with light and sound therapy. It even simulates the sunrise when you wake up or sunset when you go to sleep, while lying on a massaging mattress.*



General inspiration

- 1 LOMME (www.lomme.com)
- 2 Prove shelving from Creosa Interior (www.creosa.com)
- 3 Zyklus from Creosa Interior (www.creosa.com)
- 4 Swing vase from Normann Copenhagen (www.normann-copenhagen.com)
- 5 Herb stand from Normann Copenhagen (www.normann-copenhagen.com)
- 6 Bachus wine rack, designed by Marcel Wanders from Slide (www.slidedesign.it)